

Original Article

# Fuzzy Logic Controller Based Small Signal Stability Condition for Inverter-Based Unbalanced Micro Grids

Ramya Devi R<sup>1</sup>, Balasubramanian T<sup>2</sup>

<sup>1,2</sup>Department of Electrical and Electronics Engineering, P.S.R Engineering College, Sivakasi, Tamilnadu, India.

**Abstract:** The multiplication of inverter-based absolutely innovation and high level detecting, controls, and dispatch framework have worked with the sped up arrangement of miniature matrices. In this test, Fuzzy presence of mind based completely administered little sign equilibrium circumstances for inverter-based absolutely miniature networks are progressed that contain the stoop-regulator boundaries and the local area boundaries (for example line impedances, masses). In this mission, an organization of N matrix shaping, hang oversaw inverters worked with consistent impedance hundreds is thought of. Predictable energy and steady bleeding edge can likewise be displayed in the heap type of their equivalent impedances while the variants of voltages are little.

## INTRODUCTION

Strength control is indispensably vital for address extreme power issues and to decrease the admission of scant and valuable sources. The put away amount of force acquired from energy control exercises is demonstrated to be the greatest minimal expense supply of "new" strength. The put away energy facilitates the tension on climate, yet additionally presents time to increment new strength assets.

Numerous definitions have been provided for "strength the executives". One definition that catches the key standards is as per the following: "The reasonable and strong utilization of solidarity to expand pay (this is, limit expenses) and improve cutthroat positions." thus, any administration leisure activity that effects utilizing power falls beneath this definition. The main objective of energy the board is to amplify profit and breaking point costs by utilizing enhancing strength acquirement and use, all through the organization to diminish power costs without influencing creation and pleasant and to diminish natural effects. energy the executives practices may furthermore go from straightforward upkeep and functional exercises that ensure device and designs use strength accurately and effectively, to capital broad establishment of new, more prominent green period. a few fitting sub-goals of energy control bundles comprise of:

1. safeguarding power, subsequently diminishing expense
2. Cultivating exact interchanges on energy matters
3. three) creating and holding strong following, announcing, and control systems for effective power usage
4. finding new and higher ways to deal with development gets back from power ventures by means of studies and improvement
5. five) creating leisure activity in and assurance to control the board application from all workers.

MICROGRIDS are being sent in superior numbers as of late because of the reality they might be used as a versatility help to hold basic hundreds associated if there should arise an occurrence of an outrageous occasion. With the multiplication of dispensed energy sources, specifically sustainable power assets (which incorporate rooftop zenith sunlight based) and due to upgrades in detecting, make due, and verbal trade innovations, genuine time and confident coordination of circulated energy resources on a microgrid is increasingly practical. or on the other hand more microgrids, while coordinates with each unique, can

offer critical advantages in functional execution, dependability and strength over every conventional circumstances and serious events; through strong usage of neighborhood dispensed period devices and adaptable hundreds. want of different design boundaries play a vital capacity/in sorting out the functional dependability and equilibrium of inverter-based absolutely microgrids.. An express identification of parametric equilibrium regions through recreation based methods and eigenvalue investigation can be usually computationally pricey, mainly while the framework size and additionally the number of parameters included is monstrous, even as now not providing any robustness guarantees (for example balance edges). In this work, a bunch of shut shape, dispensed, parametric little sign steadiness conditions, including regulator boundaries and local area boundaries, are determined for inverter-principally based miniature lattices.

The standard commitments of this compositions lie in:

- consideration of useful local area models, for example, 3-stage unequal, lossy microgrids with shunt factors (masses, capacitors);
- reception of dynamic phasor-principally based technique to address the electromagnetic transient outcomes in a microgrid; and
- approval of the logical solidness conditions

## RELATED WORK

OK. P. Schneider et al plan a system expected to offer protected and trustworthy support to their clients at a reasonable charge. To adjust the objectives of trustworthy assistance and sensible expense, utilities assemble and play out their frameworks to work under ordinary verifiable circumstances. Subsequently, while odd events which incorporates chief tempests or calamities emerge, it isn't generally strange to have enormous breaks in support of the enduse clients. R. H. Lasseter et al broke down a changing tasks to interconnect man or lady microgrids. while network related, those innovation property can enhance the overall interconnections with the mass transmission device, and inside the occasion of an outrageous event, they can give energy through a gathering of microgrids. To accomplish the best phase of flexibility, it very well may be imperative to conduct changing tasks to interconnect character microgrids.

S. Pushpak et al show the utility of the high level structure we present recreation ramifications for a framework

constructed utilizing the insights got from IEEE 14 transport device. Reenactment impacts screen that power sharing can be executed the utilization of hugely barely any discussion hyperlinks the different factories. - J. Simpson-Porco, et al examine the activity of DC/AC inverters in an inductive microgrid. We show that an organization of burdens and DC/AC inverters equipped with energy-recurrence hang regulators might be given a role as a Kuramoto variant of segment coupled oscillators. This clever portrayal, all in all with results from coupled oscillators, permits us to represent the way of behaving of the local area of inverters and masses.

PetrVorobev et al planned a gadget to copy conventional power structures with hang based thoroughly control, coupling vivacious energy to recurrence and receptive power to voltage. This makes improved on swing-kind conditions irrelevant for microgrid balance assessment requiring an express consideration of line flows elements. in the current artistic creations we clarify the capacity of local area elements in such microgrids and uncover the fundamental components influencing microgrids dependability.

SoumyaKundu et al follow an obstruction highlights strategy to figure dispensed fiery and receptive power setpoint control regulations that guarantee pride of voltage limits during homeless people. utilizing amount of-squares advancement devices, we propose an algorithmic creation of these oversee regulations. Mathematical reenactments are provided to exhibit the proposed approach. Xu, Yin et al proposes a flexibility based absolutely technique that utilizes microgrids to fix basic hundreds on dissemination feeders after an excellent debacle. in view of obliged ability of conveyed generators (DGs) inside microgrids, dynamic by and large execution of the DGs at some stage in the mending method will become essential. on this paper, the unfaltering quality of microgrids, limits on recurrence deviation, and limits on transient voltage and forefront of DGs are integrated as limitations of the indispensable burden recuperating issue. the cutoff points on how much period resources inside microgrids additionally are thought about. Alright. Schneider et al notice the examination did in the two territories and gift the assessed redesigns in framework effectiveness. This machine was laid out on eleven appropriation feeders at 5 substations inside the Northeast area of Columbus Ohio. due to the time among item decision and delegated brilliance of the field showing, not entirely set in stone to lead reproduction and assessment to appraise the benefits of CVVC even as the framework became being set up at the eleven feeders.

T. Niknam, et al broadens the VVC bother by means of the blending of WTs, PV frameworks, FCs, and hydroturbine power blossoms. The MVVC inconvenience is figured out all together that the clashing objective capacities, (i.e., electrical energy misfortunes in conveyance lines, voltage deviations, set of contamination delivered through the matrix, and RES and electric energy expenses of RES and circulation associations) are limited all the while. likewise, the machine vulnerabilities, alongside the hourly loads at client terminals, WP, and sun irradiance are displayed utilizing a situation based stochastic procedure. A.- H. Mohsenian-Rad, et al gift an independent and dispensed request feature power the board framework among clients that takes advantage of a two-way computerized discussion foundation that is anticipated inside the future sharp lattice. We use sport idea and form a power utilization booking game, wherein the gamers are the clients and their strategies are the every day plans for their family home hardware and masses.

## PROPOSED SYSTEM

As of now, electric controlled influence structures use (and for pretty some time have utilized) Volt-VAR (volt-ampere responsive) Optimization (VVO) to lessen the vehicle catastrophes and expansion ability notwithstanding to diminish the power top leisure activity. The principal aim of VVO is to keep a pleasant voltage in any regard side effects of the unfurl contraction. VVO is a far and wide cycle which once in a while arrangements the top's steady interest the utilization of a - way correspondence connection and substitute the voltage controller and open repayment parts for energy development. appropriate control of capacitor banks and voltage controllers ought to yield in responsive impact pay, which further makes voltage rule, significantly affect variable, and agreeable as well as stress decline.

Hardly any years once more, the yank electric power in Ohio took several drives to create the productivity and artworks on the help of the power conveyance framework. As a piece of the power, a Coordinate Volt-VAR Optimization (CVVO) machine is shipped off diminish how a ton power critical to satisfy the clients need with the idea of big business.

Electric controlled transmission and dispersal networks are thought about as a basic and fundamental spot to start for float social orders, any error on any transmission or dissipating line can intention significant strength blackouts. Volt-VAR streamlining (VVO) works through changing the feeders and substation components because of the zenith's advantage to bring down mishaps and requesting close by the dispersal follows. VVO make inconveniences are (1) limited scope level DR model, (ii) power execution of the framework, (iii) rooftop top sun based oversight or covertly gave power resources, and (iv) G2V and the V2G control strategies of the electrical engines.

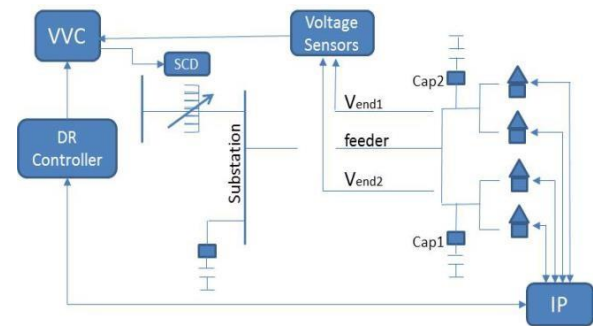


Fig. 3.1.Existing Block Diagram

Through and via, electric strength structures use (and for a long time have applied) Volt-VAR (volt-ampere responsive) Optimization (VVO) to decrease the development difficulties and expansion limit as well as to reduce the strength peak side interest. The principal objective of VVO is to shield an adequate voltage in any respect qualities of the dispersal shape. VVO is an extreme level cycle which sometimes arrangements the director's consistent side interest utilizing a two-way correspondence connection and substitution the voltage controller and open remuneration parts for power development. authentic oversee of capacitor banks and voltage controllers might yield in open strength pay, which in like manner makes voltage center expense, affect variable, and quality despite issue decline.

Genuinely any years again, the yank electric fueled strength in Ohio took various drives to develop the presentation and work at the assistance of the energy transport shape. As a thing of the drive, a Coordinate Volt-VAR Optimization (CVVO) gadget is shipped off decrease how parts energy essential to satisfy the clients need with the personality of business venture.

Electric transmission and circle networks are thought comparably a genuine and fundamental rationale in take the path of least resistance social orders, any disappointment on any transmission or dissipating line can thought process gigantic blackouts. Volt-VAR streamlining (VVO) works through changing the feeders and substation added substances due over totally to the director's recreation action to decrease occurrences and requesting nearby the unfurl follows. VVO make issues are (1) downsized degree DR model, (ii) power productivity of the contraction, (iii) roof zenith sunshine based energized or furtively brought power possessions, and (iv) G2V and the V2G oversee procedures of the electric vehicles.

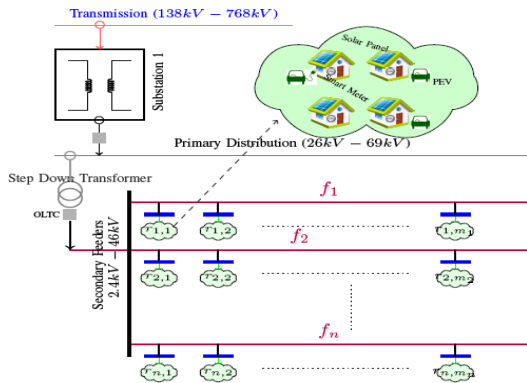


Fig. 3.2. Electricity Transmission and Distribution System

A transportation network that is displayed in Fig. 1, having n feeders: f1; f2;...; fn. the total generally feeders, i.e., fi (1 congruity to a dependable of neighborhood little designs  $r_{i,j}$  ( $\{r_{i,j}/1 \leq j \leq m_i\}$ ) and  $m_i$  is the volume of gatherings connected with a feeder fi (see Fig. 1). A merchant drop transformer interfaces the local area spot to the feeder. the entire pretty much transformers serves 100 twenty=240V with a most extreme clean power rating from 10KV A to 200KV A. clients are supposed to have rooftop top sun based situated sheets to serve a part of the energy anticipated by means of the nearby region.

Every single one of the clients conveys a HEMS, which sends the cutting edge and projected weight, strength, and least working terminal voltage to the CEMS. in this way, the HEMS is ready for seeing machines and controlling the affirmation of the gear with the direct genuine components got from the CEMS. anyway, the CEMS (one for each  $r_{i,j}$ ) takes the terminal voltage of the neighborhood area, changes the voltage controller (or OLTC) and sends the side interest to the substation strength control structure (EMS). permit t and  $\tau$  be the time (hour) and complete hours of an evening, wherein  $\epsilon \tau$ . The EMS at the substation offers with the age, fixes the OLTC transformer tap, alterations the capacitor monetary foundation switches and registers the energy regard  $\mu( [E^t]_g )$  (by means of and gigantic age at  $t \mu( [E^t]_g )$ ) and decreases the arrangement

episodes. following, the EMS sends the strength regard  $\mu( [E^t]_g )$  to the CEMS. after you have the power respect, the total pretty much organization what's more encourages the affirmation case and stream the control to the HEMS.

We rely upon that HEMS interfaces the machines of a closest companion through a HAN (home spot organization), and a NAN (neighborhood area organizations) relates the HEMS to the CEMS. moreover, CEMSs are connected with the substation EMS the utilization of a WAN (huge area business undertaking) to supersede direct and tests among them. in any case, any quit brought materials of the framework (PMU, cost, and numerous others) are given to following and confirming tests for the tirelessness and the lack free deals of the electric business venture challenge in a condition of harmony with assurance through the EMS. subordinate obviously upon the referred to contraction shape, our proposed device contains of extraordinary power the pioneers plans: (I) VVCO and (ii) OEMC which can be displayed in Fig. 3 which interact with to secure the irrelevant power time rate and charging of the supporter while fulfilling the choice for.

### VOLT-VAR AND CVR OPTIMIZATION MODEL (VVCO)

The principal aim of our proposed VVCO instrument is to lessen the energy length regard through changing over the capacitor monetary undertaking switches and OLTC transformer tap (at the substation) to serve the clients name for at time t. The goal might be completed by means of forbidding setbacks close by the movement feeders.

#### Distribution Losses and Volt-VAR

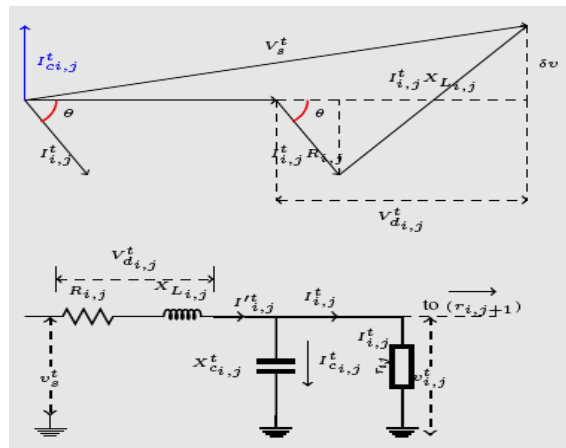


Fig. Distribution Feeder and Phasor Diagram

Then, at that point, for the social occasions load, the voltage drop  $[V^t]_{(d,i,j)}$ (significance) at the feeder fi at j is presumably settled the use of the phasor diagram in Fig 2 (above) as,

$$V_{d,i,j}^t = I_{i,j}^t R_{i,j} \cos \theta_{i,j}^t + I_{i,j}^t X_{L,i,j} \sin \theta_{i,j}^t \tag{1}$$

$$V_{d_{i,j}}^t = I_{i,j}^t R_{i,j} \cos \theta_{i,j}^t + I_{i,j}^t X_{L_{i,j}} \sin \theta_{i,j}^t - I_{c_{i,j}}^t X_{c_{i,j}} \sin \theta_{i,j}^t, \tag{2}$$

Where  $X_{c_{i,j}}$  is the impedance of the capacitor bank at j on the feeder fi. The worth of  $X_{c_{i,j}}$  can be acclimated to limit the misfortune, all the more explicitly the misfortune is decreased when,

$$I_{i,j}^t X_{L_{i,j}} \sin \theta_{i,j}^t - I_{c_{i,j}}^t X_{c_{i,j}} \sin \theta_{i,j}^t = \eta \tag{3}$$

### FUZZY LOGIC SYSTEM

A fluffy rationale framework (FLS) can be characterized as the nonlinear planning of an info informational index to a scalar result information. A FLS comprises of four principal parts: fuzzifier, rules, deduction motor, and defuzzifier. These parts and the overall design of a FLS is displayed in Figure 3.1. The course of fluffy rationale is made sense of in Algorithm 1: Firstly, a fresh arrangement of info information are accumulated and changed over completely to a fluffy set utilizing fluffy etymological factors, fluffy semantic terms and participation capacities. This progression is known as fuzzification. A while later, a surmising is made in light of a bunch of rules. Ultimately, the subsequent fluffy result is planned to a fresh result utilizing the enrollment capacities, in the defuzzification step. To epitomize the use of a FLS, consider a forced air system framework constrained by a FLS.

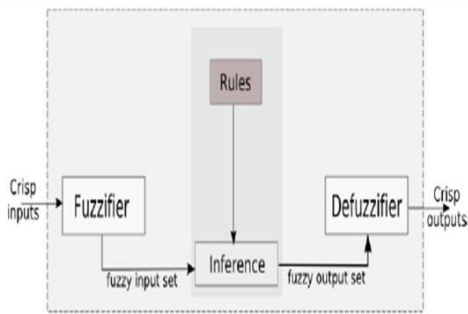


Fig 3.4. Fuzzy Logic

The system of fluffy great judgment is made sense of in calculation 1: first and foremost, a fresh arrangement of enter information are gathered and changed over completely to a fluffy set utilizing fluffy phonetic factors, fluffy etymological expressions and club capacities. This progression is called fuzzification. A while later, an induction is made essentially founded on an immovable of rules. at long last, the subsequent fluffy result is planned to a fresh result the utilization of the club highlights, in the defuzzification step.

### RESULTS & DISCUSSION

Simulink is a product bundle for displaying, reenacting, and concentrating on dynamical designs. It upholds direct and

nonlinear designs, demonstrated in consistent time, examined time, or a crossover of the 2. frameworks can likewise be multi expense, i.e., have unique components which can be tested or refreshed at restrictive charges

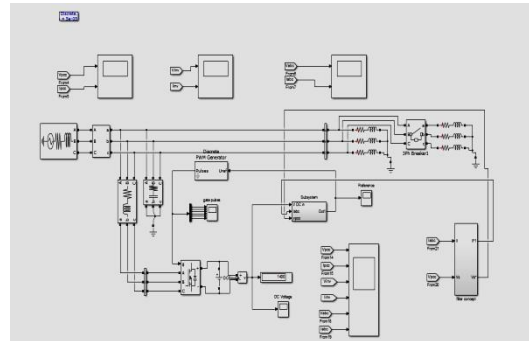


Fig 4.2 Proposed Simulink module

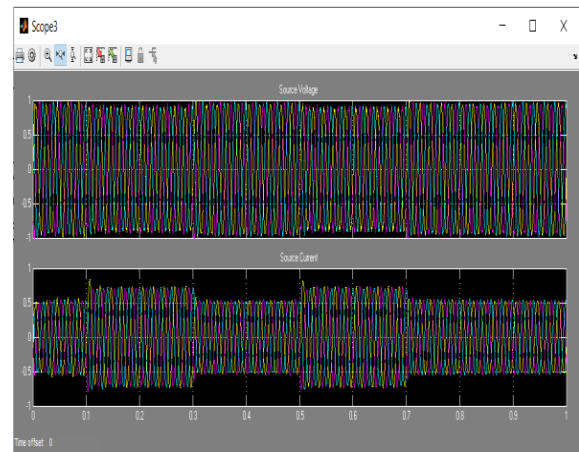


Fig 4.3 Source voltage and current

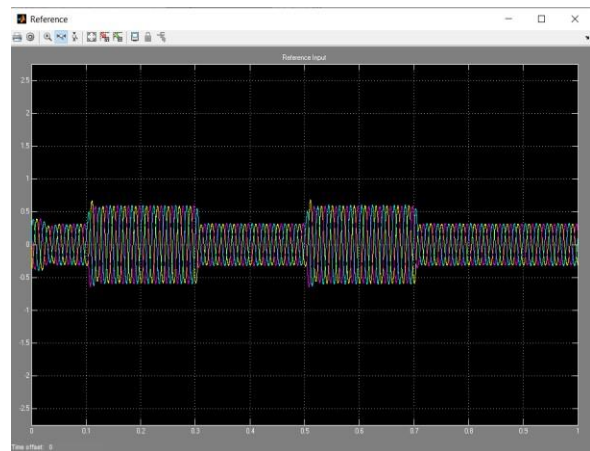
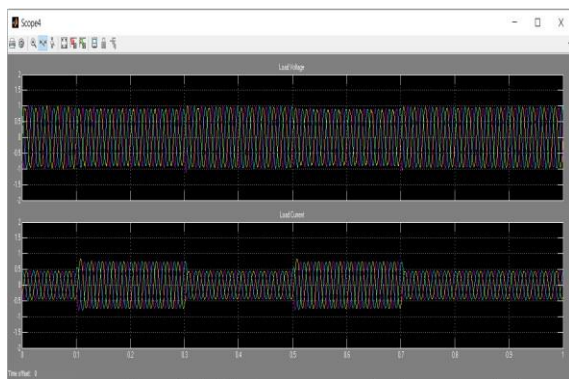
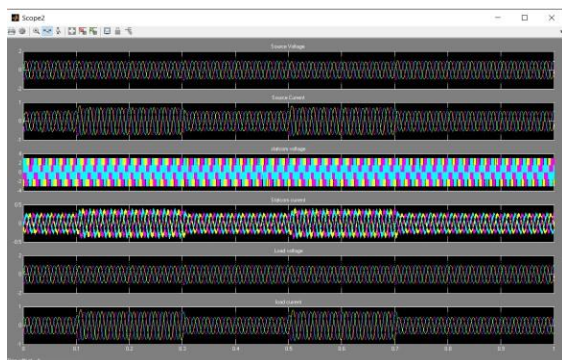


Fig 4.4 Reference signal



**Fig 4.5 Load voltage and current**



**Fig 4.6 Output comparison**

## CONCLUSION

This venture is carry out a response in which effectively controlled are consolidated with the power charming administration device to make a commitment to voltage regulation in the dissemination organization. it is utilized to control load angle and source viewpoint voltage by means of utilizing fluffy rationale regulator. The final product assessment of the framework for uncommon meaning of infused quadrature voltage recommends that the power issue of the machine has been advanced and the RMS charge of voltage of man or lady area has furthermore been ventured forward. consequently, PV sun ranch will be utilized to upgrade the energy astounding of the machine.

## REFERENCES

- [1] Villalva, M. G., Gazoli, J. R. Ruppert, E. F., 2009. Comprehensive approach to modeling and simulation of photovoltaic arrays. *IEEE Transactions on Power Electronics*, vol. 25.
- [2] Tsai,H.L., Tu C.S., Su, Y.J., 2008. Development of Generalized Photovoltaic Model Using Matlab/Simulink. *Proceedings ofthe World Congress On Engineering And*

- Computer Science, San Francisco, USA
- [3] Tsai,H.L., Tu C.S., Su, Y.J., 2008. Development of Generalized Photovoltaic Model Using Matlab/Simulink. *Proceedings ofthe World Congress On Engineering And Computer Science*, San Francisco, USA
- [4] Jose,P., Jose,P.R., 2014.Grid Connected Photovoltaic System with Fuzzy Logic Control Based MPPT. *International Journal of Engineering and Innovative Technology (IJEIT)*, Volume 3, Issue 8
- [5] Bhuvanewaril, V., HariKumar, M.E., Ahmed, A.S., Vinoth, R., Singh,A.B., 2014. Multicarrier Sinusoidal PWM Technique Based Analysis of Asymmetrical and Symmetrical 3phase Cascaded MLI, *International Journal of Advanced Research in Computer and Communication Engineering*, Vol. 3.
- [6] N. Markushevich, "The benefits and challenges of the integrated volt/var optimization in the smart grid environment," in *Power and Energy Society General Meeting*, 2011 IEEE, July 2011, pp. 1–8.
- [7] M. Masoum, M. Ladjevardi, A. Jafarian, and E. Fuchs, "Optimal placement, replacement and sizing of capacitor banks in distorted distribution networks by genetic algorithms," *Power Delivery*, *IEEE Transactions on*, vol. 19, no. 4, pp. 1794–1801, Oct 2004.
- [8] K. Schneider and T. Weaver, "Volt-var optimization on american electric power feeders in northeast columbus," in *IEEE PES T&D Conference and Exposition*, May 2012, pp. 1–8.
- [9] K. Anderson and A. Narayan, "Simulating integrated volt/var control and distributed demand response using gridspice," in *SGMS*, 2011 IEEE First International Workshop on, Oct 2011, pp. 84–89.
- [10] J. Solanki, N. Venkatesan, and S. Solanki, "Coordination of demand response and volt/var control algorithm using multi agent system," in *IEEE PES T&D Conference and Exposition*, May 2012, pp. 1–4.
- [11] T. Niknam, M. Zare, and J. Aghaei, "Scenario-based multi objective volt/var control in distribution networks including renewable energy sources," *Power Delivery*, *IEEE Transactions on*, vol. 27, no. 4, pp. 2004–2019, Oct 2012.
- [12] J. Gallardo-Lozano, E. Romero-Cadaval, V. Minambres-Marcos, D. Vinnikov, T. Jalakas, and H. Hoimoja, "Grid reactive power compensation by using electric vehicles," in *Electric Power Quality and Supply Reliability Conference (PQ)*, 2014, June 2014, pp. 19–24.
- [13] H. Ahmadi and J. Marti, "Load decomposition at smart meters level using eigenloads approach," *Power Systems*, *IEEE Transactions on*, vol. PP, no. 99, pp. 1–12, 2015.
- [14] A. P. S. Meliopoulos, G. J. Cokkinides, F. Galvan, B. Fardanesh, and P. Myrda, "Delivering accurate and timely data to all," *IEEE Power and Energy Magazine*, vol. 5, no. 3, pp. 74–86, May 2007.
- [15] M. Greer, *Electricity marginal cost pricing: applications in eliciting demand responses*. Amsterdam;Boston: Butterworth- Heinemann/Elsevier, 2012.