

Original Article

QCA Design of Approximate Adder

Bala Murugan P¹, Kaliasammal N², Selvi C³

¹Department of Electronics and Communication Engineering, Muthayammal Engineering College Nammakal, Tamil Nadu, India

²Department of Electronics and Communication Engineering, Muthayammal Engineering College Nammakal, Tamil Nadu, India

Abstract: Quantum-dot design is diagnosed as one of the rapidly developing nanotechnologies and an exchange to MOSFET design on the nanoscale. The QUANTUM DOT DESIGN generation is accomplished of constructing nanoscale digital circuits with a higher switching speed. Adders are generally determined in the grave route of masses of constructing blocks of microprocessors and DSP chips. Adders are required no longer barely for addition despite the fact that too for subtraction, multiplication, and division. This paper proposes the radical and efficient designs of approximated adder within the QUANTUM DOT DESIGN. The introduced adder has been in comparison to few latest designs in terms of place, velocity and complexity. comparison consequences illustrate widespread developments inside the developed designs over the traditional method.

Keywords: QCA, Quantum, Adders, DSP.

INTRODUCTION

Conventional VLSI based totally transistors are dealing with many issues like large energy need , low device density and low computational pace. then again, Quantum-dot cellular Automata (QUANTUM DOT DESIGN) is emerging rather to present MOS technology because of its low electricity consumption , high speed and excessive device density [1]. QUANTUM DOT DESIGN is nano computing era as a result it obeys the regulations of nano computing. Nano computing does no longer make use of transistors, however instead of transistors, FCN uses fee. In nano , the records transfer in addition to computation, is done with the assist of nearby field interplay between basic building blocks. A QUANTUM DOT DESIGN mobile includes four quantum dots and electrons. The insights is changed starting with one QUANTUM DOT DESIGN cell then onto the next due to the coulombic collaboration between QUANTUM DOT DESIGN cells. in such manner, the sweep of impact plays out a fundamental position which decides how far each QUANTUM DOT DESIGN cell will respond with its adjoining cells estimation mistakes and incorrectness can be moderated in those projects, while having understandable and gainful utcomes which are noticeable adequate for human cognizance. truly, with a sensible rebate in accuracy, many circuit boundaries alongside the scope of gadgets, strength consumption, put off and place can be diminished. therefore, estimated processing is an effective solution for moment calculation in mistake lenient projects to arrive at less confounded circuits with more noteworthy activity [2], [3]. unfortunately, as a plan worldview, mistake lenient technique can be acted in various

improvement levels of deliberation comprehensive of semiconductor, good judgment, rationale, engineering and programming.

The paired wide assortment is the normal, worn out assortment gadget for advanced processor in the current registering worldwide [1]. be that as it may, decimal science is indispensable for some projects, along with trade, banking, and web fundamentally based business venture [2]. The cutting-edge IEEE 754-2008 wellknown has incorporate decimal math to reflect its importance [3]. subsequently there might be a developing call for inordinate activity decimal PC arithmetic plans. Quantum-dab versatile Automata QUANTUM DOT DESIGN assortments utilization of the polarization nation of cells to change parallel records and Coulombic pressure associations between cells to acquire circuit usefulness; these capacities make this age definitely not the same as CMOS. a QUANTUM DOT DESIGN cell is made in its best state of 4 quantum spots and two electrons that could burrow among them. because of Coulombic repulsion, electrons are pressured to occupy the other diagonal vertices (dots). This paperwork distinct polarization states (i.e., -1, +1) for every mobile, as a result denoting logic levels of zero and one. QUANTUM DOT DESIGN calls for a clocking scheme with four exceptional operational levels, i.e. transfer, hold, release, and loosen up; each together so-known as area is shifted in phase with the aid of ninety ranges to control the flow of information Associated work Zhang, T et al advise the development of a onebit error tolerant adder based totally on majority good judgment. moreover, multi-bit error tolerant adder complete adders are



also planned and analyzed ; the utility of those designs to quantum-dot mobile automata (QUANTUM DOT DESIGN) is also supplied for instance. Bahar, A.

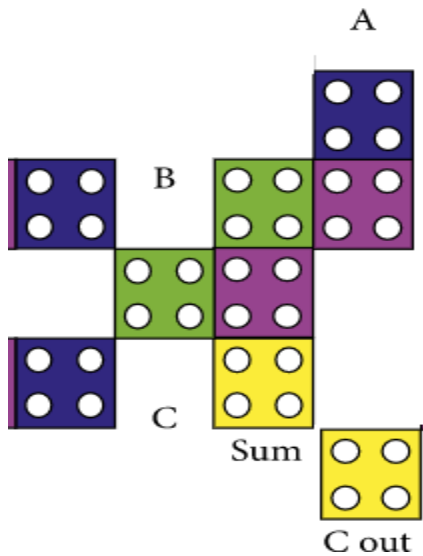
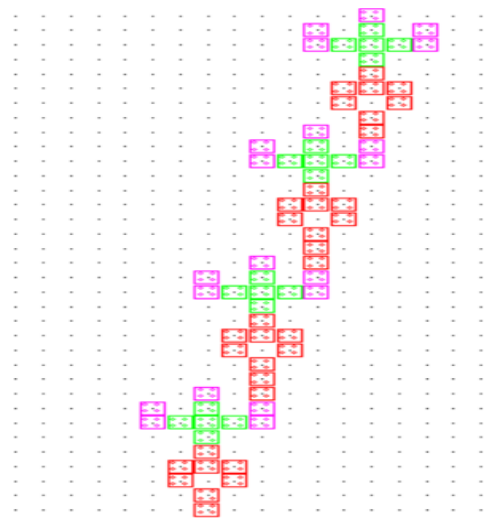
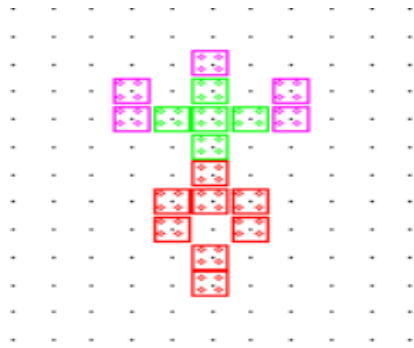
N et al proposed an powerful unmarried-layer binary discrete cosine transform (BinDCT). To realise the BinDCT structure in QUANTUM DOT DESIGN , we also proposed numerous associated combinational and sequential logic elements of low complexity. All pronounced circuit layouts have been designed and verified using the QUANTUM DOT DESIGN Designer device. furthermore, QUANTUM DOT DESIGN Pro is used to estimate the strength dissipation. All comparative study indicates that the pronounced designs are advanced to previous designs in phrases of cell complexity, covered region, and strength dissipation Aravinth, B et al proposed an Approximate Adder the use of QUANTUM DOT DESIGN that optimize the quantity of majority gates in comparison to the conventional full adder. The proposed Approximate Adder produces the correct output instead of the precise output with low blunders fee. while the faults establish by those approximations had been mirror at a excessive degree like signal processing algorithms . Iqbal, J et al proposes the radical and efficient designs of modular MUX and DEMUX inside the QUANTUM DOT DESIGN . The proposed MUX-DEMUX has been in comparison to few latest designs in phrases of region, pace and complexity. contrast consequences illustrate sizable improvements in the proposed designs over the traditional procedures Das, B et al proposed a three-dot QUANTUM DOT DESIGN based 2 : 1 many into one and 1 : 2 one into many (DEMUX) which has been designed and simulated. The layout of basic gates with three-dot QUANTUM DOT DESIGN and the layout of MUX and DEMUX became executed without any overlapping with the aid of using minimum gates Mahalat, M. H et al used an express QUANTUM DOT DESIGN mobile interaction principle for designing QUANTUM DOT DESIGN circuits opposing the traditional digital gate-stage implementation technique. the usage of the express QUANTUM DOT DESIGN cellular interplay, a enter XOR and two input XNOR gate is introduced. Simulation effects show that the proposed XOR and XNOR gates are more fault tolerant than the present gates discovered within the literature. Abedi, D et al advocate a QUANTUM DOT DESIGN decimal complete adder that is mainly composed of completely applied majority gates (i.e., with out a steady inputs), and infrequently includes PUMs. The proposed circuit has been designed and examined by QUANTUM DOT DESIGN Designer, and as compared with applicable

preceding works, in which the cell matter, region and put off, show 39%, 78%, 12% development, respectively.

Pudi, V et al gives a proficient quantum-speck cell automata (QUANTUM DOT DESIGN) format for the Ladner-Fischer prefix viper. Then, at that point ,present a green QUANTUM DOT DESIGN format of a half and half viper that joins the Ladner-Fischer snake with a wave convey viper. The half and half viper has higher generally speaking execution (in expressions of idleness) in QUANTUM DOT DESIGN than a Ladner-Fischer or a wave convey snake. The crossover viper has a more modest area delay item than current snake plans in QUANTUM DOT DESIGN Chu, Z et al proposed multi-digit paired coded decimal (BCD) snake plans addressed in light of 3-input exceptional OR (XOR3) and MAJ entryways. BCD viper is broadly utilized in financial, business, and business registering. We completed the plans the utilization of quantum-spot cell automata (QUANTUM DOT DESIGN) age. The proposed good judgment portrayals are confirmed the utilization of unprecedented types of double adders notwithstanding QUANTUM DOT DESIGN plan strategies. Perri, S et al suggest a pristine snake that beats all country-of-theart rivalry and accomplishes the best region delay tradeoff. The above benefits are gotten by the utilization of a general area like the less expensive plans respected in writing. The 64 bit form of the original snake ranges over 18.seventy two μm^2 of vivacious area and shows a put off of best nine clock cycles, that is only 36 clock levels Sabetzadeh, F et al proposed very productive dark 4:2 blower and multiplier circuits on the grounds that the building squares of the inexact figuring frameworks . The proposed blower utilizes handiest one larger part door which isn't equivalent to the traditional design techniques utilizing AND-OR and XOR rationales

PROPOSED ONE-BIT APPROXIMATE FULL ADDER

In this work a brand new majority inversion based totally approximate adders are proposed to reap a higher place reduction. The deliver output is received by using performing majority capabilities of three primary inputs and sum output is obtained via inverting the convey as shown in fig. The approximated fact desk for proposed delivered is given in table.



CONCLUSION

This work developed approximation based totally one-bit and multi-bit error tolerant adders; those designs show significant financial savings in region, postpone and wide variety of gates even as handiest experiencing a modest loss in correctness. Related with the correct full adder, the proposed designs result in an improvement of as a minimum as much as 49% in postpone and as much as 52% in location for the four-bit layout. An development of at least as much as 50% in delay and as much as seventy one% in vicinity is executed for the 8-bit scheme

REFERENCES

- [1] Sabetzadeh, F., Moaiyeri, M. H., & Ahmadinejad, M. (2019). A Majority-Based Imprecise Multiplier for Ultra-Efficient Approximate Image Multiplication. IEEE Transactions on Circuits and Systems I: Regular Papers, 1–9.
- [2] Perri, S., Corsonello, P., & Cocorullo, G. (2014). Area-Delay Efficient Binary Adders in QUANTUM DOT DESIGN . IEEE Transactions on Very Large Scale Integration (VLSI) Systems, 22(5), 1174–1179.
- [3] Abedi, D., Jaberipur, G., & Sangsefidi, M. (2015). Coplanar Full Adder in Quantum-Dot Cellular Automata via Clock-Zone-Based Crossover. IEEE Transactions on Nanotechnology, 14(3), 497–504.

Table: proposed adder truth table

A	B	C	Carry	sum
0	0	0	0	1
0	0	1	0	1
0	1	0	0	1
0	1	1	1	0
1	0	0	0	1
1	0	1	1	0
1	1	0	1	0
1	1	1	1	0

In this developed 8 bit error tolerant adder by connecting two 4 bit error adders as shown in fig

- [4] Chu, Z., Li, Z., Xia, Y., Wang, L., & Liu, W. (2021). BCD Adder Designs Based on Three-Input XOR and Majority Gates. *IEEE Transactions on Circuits and Systems II: Express Briefs*, 68(6), 1942–1946.
- [5] Pudi, V., & Sridharan, K. (2011). Efficient Design of a Hybrid Adder in Quantum-Dot Cellular Automata. *IEEE Transactions on Very Large Scale Integration (VLSI) Systems*, 19(9), 1535–1548.
- [6] Abedi, D., & Jaberipur, G. (2018). Decimal Full Adders Specially Designed for Quantum-Dot Cellular Automata. *IEEE Transactions on Circuits and Systems II: Express Briefs*, 65(1), 106–110.
- [7] Mahalat, M. H., Goswami, M., Mondal, S., Mondal, A., & Sen, B. (2017). Design of fault tolerant nano circuits in QUANTUM DOT DESIGN using explicit cell interaction. 2017 IEEE Calcutta Conference (CALCON).
- [8] Das, B., Mahmood, M., Rabeya, M., & Bardhan, R. (2019). An Effective Design of 2 : 1 Multiplexer and 1 : 2 Demultiplexer using 3-dot QUANTUM DOT DESIGN Architecture. 2019 International Conference on Robotics, Electrical and Signal Processing Techniques (ICREST).
- [9] Iqbal, J., Khanday, F. A., & Shah, N. A. (2013). Design of Quantum-dot Cellular Automata (QUANTUM DOT DESIGN) based modular $2n-1-2n$ MUX-DEMUX. IMPACT-2013.
- [10] Aravinth, B., & Marcilin, L. J. A. (2016). Implementation of coplanar approximate adders in QUANTUM DOT DESIGN . 2016 International Conference on Wireless Communications, Signal Processing and Networking (WiSPNET).
- [11] Zhang, T., Liu, W., McLarnon, E., O'Neill, M., & Lombardi, F. (2018). Design of Majority Logic (ML) Based Approximate Full Adders. 2018 IEEE International Symposium on Circuits and Systems (ISCAS).
- [12] Bahar, A. N., & Wahid, K. A. (2020). Design and Implementation of Approximate DCT Architecture in Quantum-Dot Cellular Automata. *IEEE Transactions on Very Large Scale Integration (VLSI) Systems*, 1–10.