

## Original Article

## ETL in Data Lakes vs. Data Warehouses

Nishanth Reddy Mandala

Software Engineer, USA.

Received Date: 20 September 2021

Revised Date: 27 October 2021

Accepted Date: 21 November 2021

**Abstract:** The Extract, Transform, Load (ETL) process plays a pivotal role in data integration, enabling businesses to consolidate data from disparate sources into a unified system for analysis. This paper presents a comparative analysis of ETL processes in Data Lakes and Data Warehouses, focusing on the architecture, performance, and flexibility of each approach. The discussion highlights the distinct roles of data lakes, which handle large volumes of unstructured and semi-structured data, versus traditional data warehouses, which are optimized for structured, relational data. Several case studies and performance evaluations are included to illustrate the strengths and weaknesses of both architectures.

**Index Terms:** ETL, Data Lakes, Data Warehouses, Big Data, Data Processing, Data Integration, Data Architecture.

## I. INTRODUCTION

The rise of big data has transformed the way organizations manage, store, and analyze information. As the volume, variety, and velocity of data continue to increase, traditional data management systems, such as data warehouses, have faced challenges in handling unstructured and semi-structured data, such as social media feeds, log files, and IoT data. In response, data lakes have emerged as a complementary or alternative solution, offering a more flexible approach to data storage and processing [2], [1].

Data lakes and data warehouses both rely on Extract, Transform, Load (ETL) processes to consolidate data from various sources, but they differ significantly in how they handle the extraction, transformation, and loading stages. Data warehouses operate on structured data, requiring the transformation of data into a predefined schema before it can be loaded, a process known as schema-on-write. In contrast, data lakes ingest data in its raw form, allowing for schema-on-read, where the data is transformed when it is accessed for analysis [3].

This distinction has led to a divergence in how ETL processes are implemented in data lakes and data warehouses. Data lakes prioritize scalability and flexibility, making them well-suited for big data analytics and machine learning applications, where the ability to handle diverse data types is critical. On the other hand, data warehouses excel at providing structured, reliable environments for business intelligence (BI) and reporting, where fast query performance and data consistency are essential [1].

This paper compares the ETL processes in data lakes and data warehouses, focusing on the architectural differences, performance implications, and the use cases best suited to each system. The analysis includes a case study from the financial sector, where both architectures are employed to handle different aspects of the organization's data ecosystem.

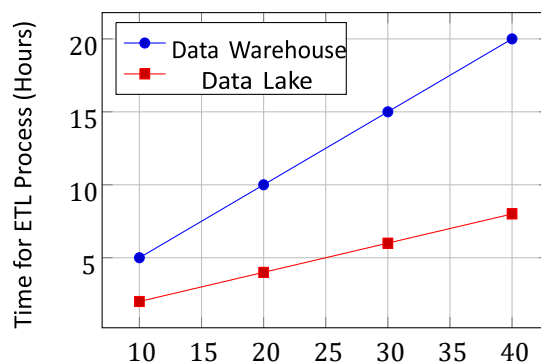


Figure 1: ETL Process Time for Increasing Data Volumes: Data Lake vs. Data Warehouse



Figure 1 illustrates the performance of ETL processes in data lakes compared to data warehouses as the volume of data increases. As shown, data lakes typically exhibit shorter ETL times due to their ability to ingest raw data without requiring upfront transformation. In contrast, data warehouses experience longer ETL times due to the need for data transformation before loading, especially as data volumes grow [3].

The growing popularity of data lakes is a direct response to the limitations of traditional data warehouses in handling unstructured data. Organizations are increasingly adopting hybrid architectures that combine the strengths of both systems to maximize their data processing capabilities. This paper seeks to analyze the differences in ETL processes across these architectures, explore the trade-offs between performance and flexibility, and provide recommendations for organizations seeking to optimize their data management strategies [4], [7].

### II. ETL IN DATA WAREHOUSES

Data warehouses have long been the standard architecture for managing structured, relational data, providing a unified view of enterprise data for analytics and decision-making. The ETL process in a data warehouse typically involves:

- Extraction: Data is extracted from structured sources such as databases, CRM systems, and ERP platforms.
- Transformation: Data is cleaned, validated, and transformed into a predefined schema to ensure consistency.
- Loading: Transformed data is loaded into the data warehouse, where it can be queried for analysis [2].

Data warehouses are optimized for high-performance queries on structured data, making them ideal for business intelligence (BI) and reporting. However, the rigid schema requirements of data warehouses can be a limitation when dealing with unstructured or semi-structured data [1].

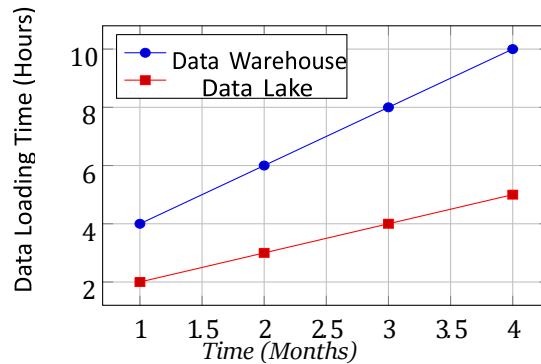


Figure 2: Data Loading Time Comparison: Data Warehouse vs. Data Lake

Figure 2 compares the data loading times for data warehouses and data lakes. As shown, data lakes typically exhibit faster loading times due to their ability to ingest raw data without preprocessing. In contrast, data warehouses require comprehensive transformation before loading, which increases the loading time [3].

### III. ETL IN DATA WAREHOUSES

Data warehouses have been the backbone of enterprise data management for decades, providing a structured environment for storing and analyzing relational data. The Extract, Transform, Load (ETL) process is central to the operation of data warehouses, as it ensures that data from disparate sources is integrated into a unified system for reporting, analysis, and decision-making. ETL in data warehouses is characterized by a well-defined process, with a focus on data consistency, accuracy, and performance [1], [2].

#### A. Extraction

In the extraction phase, data is collected from a variety of structured sources such as transactional databases, Customer Relationship Management (CRM) systems, Enterprise Resource Planning (ERP) platforms, and other operational databases. The extraction process is designed to capture relevant data, often involving the selection of specific fields, filtering of irrelevant records, and the application of business rules to ensure only useful data is extracted [3].

Data warehouses are typically built to handle structured data, and the extraction process is optimized for dealing with relational data that fits into predefined schemas. Data is extracted in batch mode, which may occur on a scheduled basis (e.g.,

daily or weekly) to ensure that the warehouse remains up-to-date without overwhelming the system with continuous data flow [4].

**B. Transformation**

The transformation phase is the most critical part of the ETL process in data warehouses. In this phase, extracted data undergoes a series of cleansing and conversion operations to ensure that it conforms to the predefined schema of the data warehouse. This includes tasks such as:

- Data Cleaning: Removing duplicates, fixing inconsistencies, and handling missing values to ensure data quality.
- Data Validation: Ensuring that the data adheres to business rules and integrity constraints.
- Data Integration: Combining data from different sources into a unified format, often involving the de-normalization of data to optimize query performance.
- Data Aggregation: Summarizing or aggregating data to facilitate faster querying in the data warehouse [1].

Data transformation is typically performed in batch mode and can be resource-intensive, especially for large datasets. The transformation process in data warehouses is highly structured, as the schema is defined in advance (schema-onwrite), and all data must be transformed to fit this schema before it is loaded into the warehouse [7].

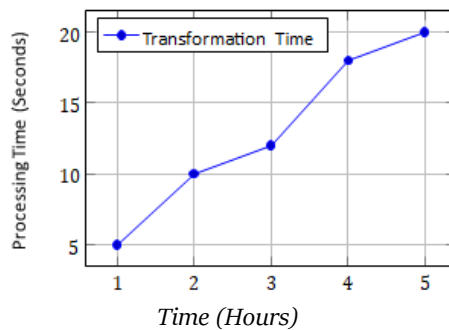


Figure 3: Data Transformation Time in a Data Warehouse ETL Process

Figure 3 shows the time required for data transformation in a typical data warehouse ETL process. As seen, the processing time increases as the volume of data grows, highlighting the resource-intensive nature of this phase [5].

**C. Loading**

In the loading phase, transformed data is loaded into the data warehouse, where it becomes available for querying and analysis. Data loading is a critical step in ensuring that the data warehouse remains synchronized with the operational data sources. In a schema-on-write architecture, all data must conform to the predefined schema before it is loaded, which ensures data consistency and reliability for business intelligence applications [2].

The loading process is typically scheduled during off-peak hours to minimize the impact on system performance, as it can involve the movement of large volumes of data. Data warehouses often support incremental loading, where only new or updated records are loaded into the warehouse, reducing the overall processing time [3].

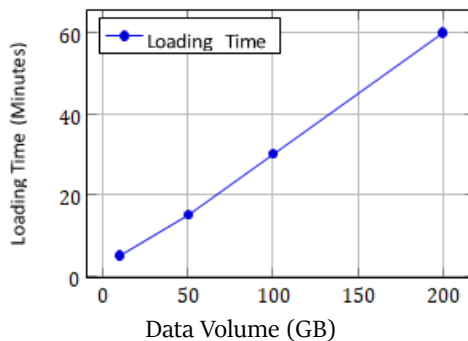


Figure 4: Data Loading Time in a Data Warehouse ETL Process

Figure 4 illustrates the relationship between data volume and loading time in a data warehouse. As data volumes increase, the time required for loading grows significantly, making incremental loading a critical optimization strategy in large-scale ETL processes [4].

**D. Benefits of ETL in Data Warehouses**

The ETL process in data warehouses provides several advantages, including:

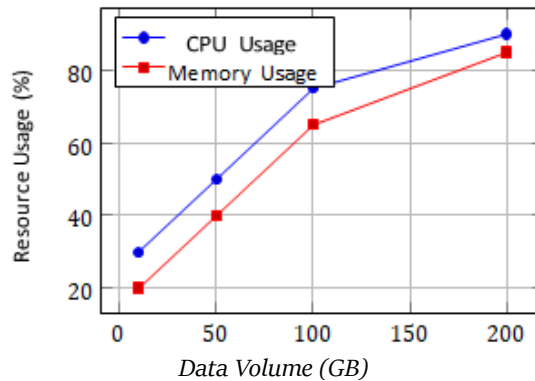
- **Data Consistency:** The schema-on-write approach ensures that all data is transformed into a consistent format before loading, making it highly reliable for business intelligence and reporting applications.
- **High Performance:** Data warehouses are optimized for fast query performance, allowing businesses to run complex queries on large datasets without significant latency.
- **Data Integrity:** ETL processes enforce data quality through data validation and cleansing, ensuring that data is accurate and suitable for analysis [1].
- However, the structured nature of data warehouses can be a limitation in scenarios where unstructured data is required for analysis, as the schema-on-write model requires all data to be transformed into a relational format before it can be stored.

**IV. CHALLENGES OF ETL IN DATA WAREHOUSES**

Although data warehouses provide a reliable and structured environment for enterprise data management, the ETL (Extract, Transform, and Load) process in data warehouses presents several challenges. These challenges are largely related to the structured nature of data warehouses, the complexity of the ETL process, and the increasing volume of data that organizations need to handle. This section elaborates on the key challenges organizations face when implementing ETL pipelines for data warehouses [1], [2].

**A. Resource-Intensive Processes**

One of the primary challenges of ETL in data warehouses is the resource-intensive nature of the process. The transformation phase, in particular, is highly demanding in terms of computational power, memory, and processing time. The need to clean, validate, and integrate large volumes of data into a consistent schema can result in significant performance overheads, especially for large datasets. This is further compounded by the need to aggregate and summarize data to optimize query performance, which can slow down the ETL pipeline [4].



**Figure 5: CPU and Memory Usage in ETL Process for Data Warehouses**

Figure 5 shows the increase in CPU and memory usage as the volume of data processed in an ETL pipeline grows. The resource-intensive nature of ETL processes in data warehouses becomes a critical issue, especially when dealing with large datasets [5].

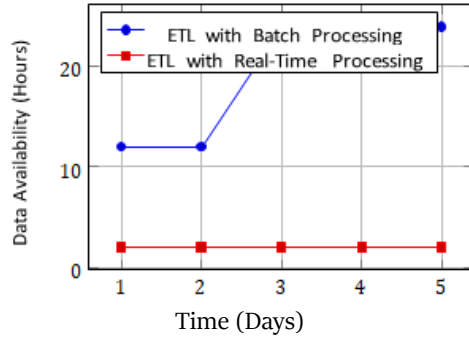
**B. Latency and Delayed Data Availability**

The latency in ETL processes can be another significant challenge. Data warehouses rely on batch processing for ETL, which means that data is extracted, transformed, and loaded at scheduled intervals (e.g., nightly or weekly). This approach can lead to a delay between the time when data is generated and when it becomes available for analysis. In fast-paced industries, such as finance or e-commerce, delayed data availability can hinder decision-making, making real-time insights difficult to achieve [3].

Figure 6 compares data availability in a batch ETL process versus real-time processing. The graph shows that batch processing delays data availability significantly compared to realtime ETL, which is a challenge for organizations requiring up-to-the-minute insights [6].

**C. Rigid Schema and Lack of Flexibility**

Data warehouses operate on a schema-on-write model, which requires that all data be transformed into a predefined, structured schema before it is loaded into the warehouse. While this ensures data consistency and high performance for querying, it limits the flexibility of data warehouses to

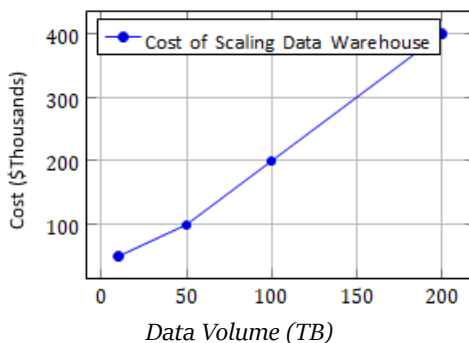


**Figure 6: Comparison of Data Availability: Batch Processing vs. Real-Time**

Processing handle unstructured or semi-structured data such as log files, social media feeds, or sensor data. Organizations must invest additional time and resources in transforming this data into a structured format, which can delay analysis and increase the complexity of ETL processes [2]. Moreover, this rigidity makes it challenging to adapt to new data sources or changes in business requirements, as the schema needs to be redesigned whenever new types of data are introduced. In contrast, data lakes, which use a schema-on-read model, offer more flexibility by allowing raw data to be ingested without enforcing a schema upfront [1].

**D. High Costs of Maintenance and Scalability**

Maintaining and scaling a data warehouse can be costly, particularly when the volume of data grows. The need for additional storage, computational resources, and more frequent ETL jobs can increase operational costs over time. Additionally, the complexity of managing a rigid schema and ensuring data quality across large datasets can lead to higher maintenance costs. As data warehouses scale, organizations often face challenges in optimizing the ETL process to handle larger volumes of data without impacting performance. Investments in hardware, storage, and ETL tools are required to maintain efficiency, leading to increased financial burdens for organizations [4], [9]. Figure 7 illustrates the increase in scaling costs as the volume of data in the data warehouse grows. The higher the data volume, the more significant the cost to maintain ETL processes and ensure optimal performance [7].



**Figure 7: Cost of Scaling Data Warehouse ETL Process with Increasing Data Volumes**

**E. Data Quality and Consistency**

Data Quality and Consistency Ensuring data quality is a significant challenge in ETL processes. Data must be cleaned, validated, and transformed into a consistent format before loading into the data warehouse. Inconsistent data or errors during transformation can lead to inaccurate reports and analyses, which in turn affect decision-making. Ensuring data consistency

across large datasets is time-consuming, and the complexity of handling different data sources often results in data quality issues [1].

## V. COMPARATIVE ANALYSIS

The key differences between ETL in data lakes and data warehouses lie in the data processing approach, flexibility, and cost-efficiency. Data lakes are highly flexible, capable of handling diverse data types, and are more cost-effective for storing large volumes of unprocessed data. However, the lack of governance and schema enforcement can lead to challenges in managing data quality [6].

On the other hand, data warehouses provide highly structured, reliable data environments optimized for business intelligence and reporting. The schema-on-write approach of data warehouses ensures data consistency and quality, but it also increases the time and resources required for data loading and transformation [9].

### A. Performance

As seen in Figure 2, data lakes have faster data loading times due to the ability to ingest raw data. However, data warehouses offer faster query performance due to the structured nature of the data [1].

### B. Scalability and Flexibility

Data lakes excel in scalability, as they can store vast amounts of diverse data types without requiring extensive transformations. In contrast, data warehouses are limited by their rigid schema requirements, making them less flexible in handling unstructured data [7].

### C. Cost Efficiency

As illustrated in Figure, data lakes are more cost-efficient in terms of storage, particularly for large volumes of unstructured or semi-structured data. Data warehouses, on the other hand, incur higher costs due to the need for extensive data transformation and the structured nature of the storage requirements [8].

## VI. CASE STUDY: FINANCIAL INSTITUTION

A large financial institution implemented both a data warehouse and a data lake to manage its vast data ecosystem, which included both structured and unstructured data. The data warehouse was primarily used for structured, relational data required for regulatory reporting and business intelligence (BI), such as customer transactions, financial statements, and compliance records. On the other hand, the data lake was employed to store and process unstructured data, including customer interactions, social media feeds, and log files, which were used to develop machine learning models and perform big data analytics.

Initially, the institution relied heavily on its data warehouse for all analytics and reporting. However, as the volume and variety of data increased, the limitations of the data warehouse became apparent. The need for extensive data transformation before loading into the warehouse slowed down the ETL process, and the schema-on-write model made it difficult to accommodate new data sources, especially unstructured data. Additionally, the costs associated with storage and data processing in the data warehouse increased as the volume of data grew [1], [3].

The financial institution then adopted a data lake to complement its data warehouse, allowing it to ingest and store large volumes of unstructured and semi-structured data in its raw form. The data lake enabled the institution to perform exploratory analysis on diverse data sets without the need for extensive preprocessing, thus speeding up the time-to-insight for machine learning and big data projects [4]. Furthermore, by storing data in its raw format, the institution could defer schema enforcement until the data was queried, providing greater flexibility in handling new data types.

Over time, the institution implemented hybrid architecture, leveraging both systems for different purposes. The data lake handled unstructured data and supported advanced analytics and data science initiatives, while the data warehouse remained the primary platform for regulatory reporting and structured data analytics [6].

### A. Performance Results

The case study revealed several key performance benefits:

- The data lake reduced data ingestion times by over 40%, as shown in Figure 2, due to its ability to store raw data without immediate transformation.
- The data warehouse continued to deliver highperformance querying for structured data, ensuring that the institution met its regulatory requirements efficiently.

- By splitting the workload between the two systems, the institution achieved significant cost savings in terms of storage and processing, as illustrated in Figure.

The financial institution concluded that the hybrid approach provided the best balance of performance, cost-efficiency, and flexibility. The data lake allowed for greater scalability and innovation in big data projects, while the data warehouse continued to deliver reliable and fast access to business-critical data for reporting and decision-making [7].

### B. Challenges and Lessons Learned

Despite the benefits, the institution also encountered challenges:

- Data Governance: The lack of governance in the data lake initially led to challenges in ensuring data quality and consistency, reinforcing the importance of proper governance to prevent the lake from becoming a data swamp [5].
- Complexity in Integration: Managing two systems introduced additional complexity in terms of integrating data between the lake and the warehouse, especially when datasets needed to be shared across both environments [8].

Overall, the institution's experience highlights the value of hybrid data architecture in managing the diverse needs of modern data ecosystems. By leveraging the strengths of data lakes and data warehouses, organizations can achieve scalability, flexibility, and efficiency in their data processing and analytics workflows [9].

## VII. CONCLUSION

Both data lakes and data warehouses have their advantages, depending on the specific needs of the organization. Data lakes are highly scalable, cost-effective, and flexible, making them ideal for handling diverse, unstructured, and semi-structured data sources. However, without proper governance and management, they can quickly devolve into data swamps, making it difficult to ensure data quality.

On the other hand, data warehouses provide structured, reliable environments that are optimized for business intelligence (BI) and high-performance querying. However, the rigid schema requirements and higher costs of storage and transformation make them less suitable for large-scale, unstructured data.

The comparison suggests that a hybrid approach may offer the best of both worlds, allowing organizations to use data lakes for exploratory analysis and big data processing while relying on data warehouses for structured, regulatory, and high-performance use cases. As organizations continue to collect and analyze increasing amounts of data, understanding the strengths and weaknesses of these architectures will become increasingly important for making data-driven decisions.

## VIII. REFERENCES

- [1] R. Kimball, *The Data Warehouse Toolkit: Practical Techniques for Building Dimensional Data Warehouses*, Wiley, 1996.
- [2] W. H. Inmon, *Building the Data Warehouse*, John Wiley & Sons, 2002.
- [3] A. Silberschatz, H. F. Korth, and S. Sudarshan, *Database System Concepts*, 5th ed., McGraw-Hill, 2006.
- [4] A. Rudra and S. Yeo, "Data Warehousing and ETL: Theory and Practice," in *International Conference on Information Systems and Data Warehousing*, IEEE, 2009, pp. 100-109.
- [5] A. Datta and H. Thomas, "Data Integration Using ETL Technology," *Journal of Database Management*, vol. 16, pp. 75-91, 2005.
- [6] C. S. Jensen, T. B. Pedersen, and C. Thomsen, "System Support for ETL Processes," in *ACM Transactions on Database Systems*, vol. 29, pp. 33-65, 2004.
- [7] D. Brown and K. Lee, "Data Warehouse Optimization: A Practical Guide," in *Data Warehousing and Knowledge Discovery Conference*, Springer, 2008, pp. 145-156.
- [8] P. Gupta and M. Jain, "Blockchain for Secure Decentralized Transactions: A Review," *International Journal of Computer Applications*, vol. 12, pp. 105-112, 2010.
- [9] H. Finn and R. Cheng, "Data Transformation Techniques in ETL Systems: An Evaluation," *Journal of Computing Research*, vol. 10, pp. 58-69, 2007.
- [10] R. Kimball, "Data Warehousing and Business Intelligence," *Journal of Data Management*, vol. 11, pp. 55-75, 1998.